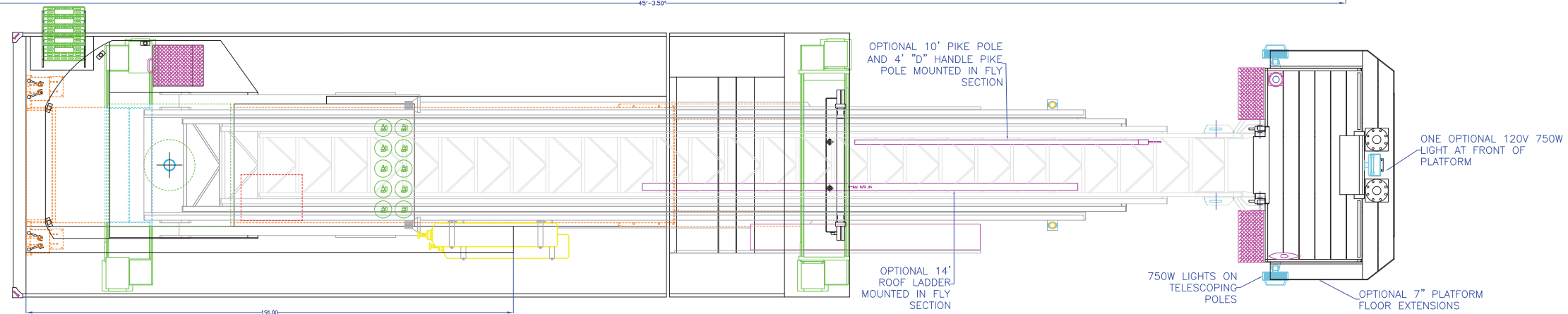
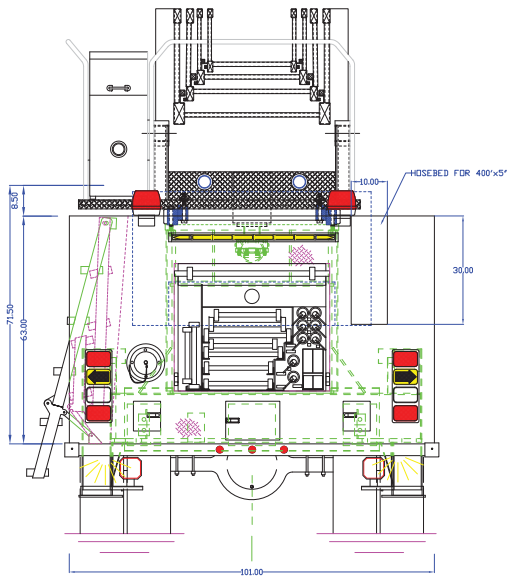
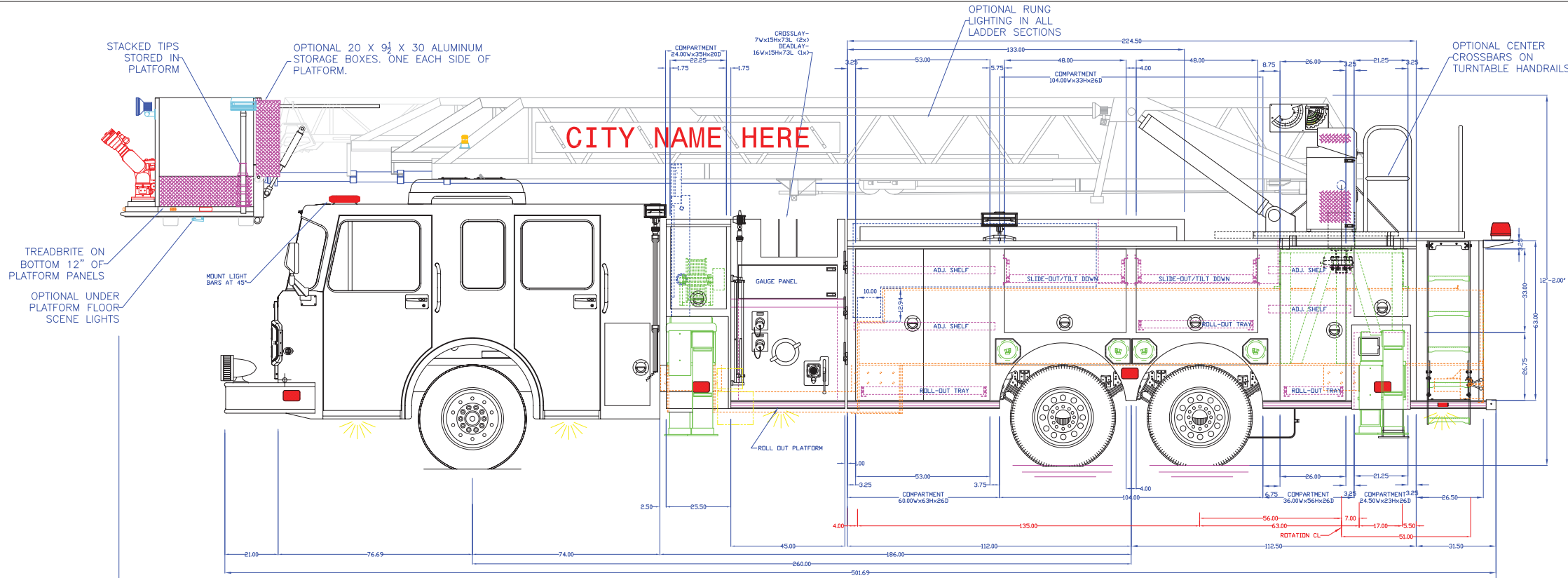
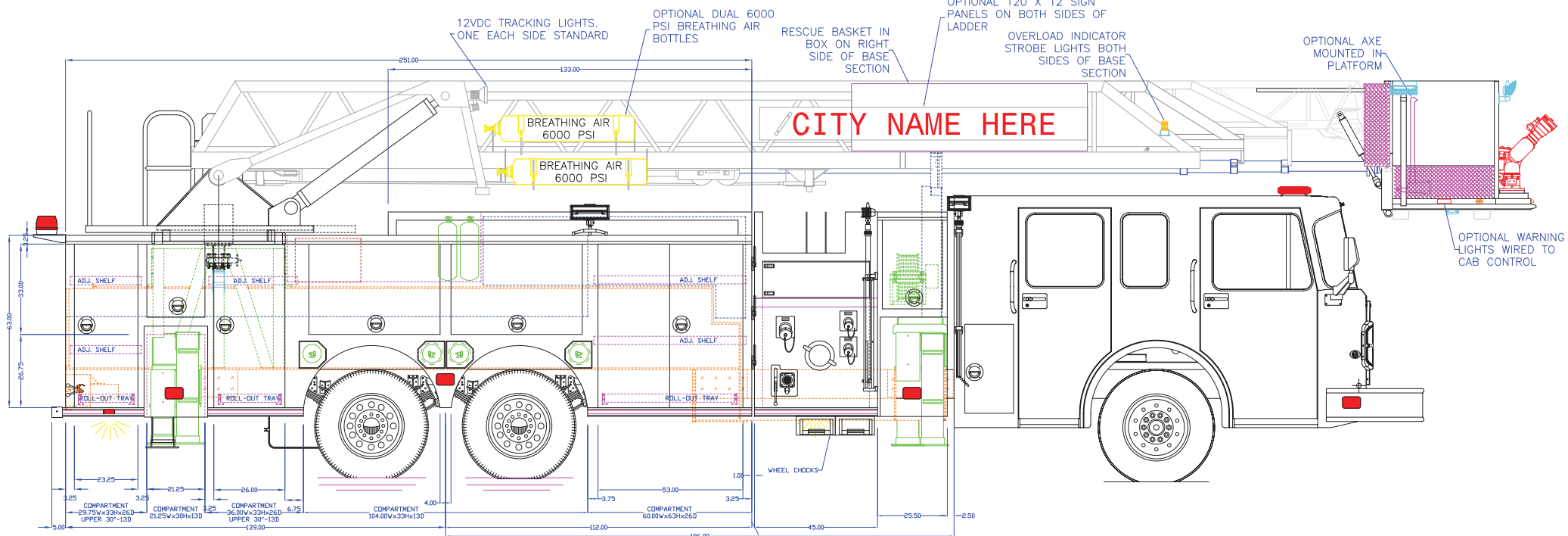


APPROVED BY:



NOTE: LADDER- 104' RK WFG PLATFORM- 86' TRACT LENGTH +10' IDROPE TUBE 5' TALLER
 TANK CAP- 300 GAL POLYPROPYLENE
 PUMP CAP- 2000 GPM
 DIMENSIONS SHOWN ARE APPROXIMATE AND ARE SUBJECT TO MINOR DEVIATIONS DURING CONSTRUCTION
 NOT ALL ITEMS IN SPECS ARE SHOWN ON THIS PRINT
 BODY TO BE CONSTRUCTED OF AL
 COMPARTMENT INTERIORS BED LINER COVERED
 SIDE PUMP PANELS THERMO PLASTIC
 HARRISON 10KW GENERATOR INSTALLED
 NFPA UPPER LIGHT PACKAGE- WHELEN
 NFPA LOWER LIGHT PACKAGE- WHELEN
 SIDE HOSEBED- 30 CU FT CAPACITY 500'x5" HDSE



NONE	MAXIMUM HEIGHT	DATE: 11-13-10	BY: JLN	CHK: JLN	DATE: 11-13-10	BY: JLN	CHK: JLN
NONE	MAXIMUM LENGTH	REVISION: 2-28-11	BY: JLN	CHK: JLN	REVISION: 10-4-07	BY: JLN	CHK: JLN
101	BODY WIDTH						

rosenbauer

TREMONTON CITY, UT

SCALE: REF. ONLY

101

tremonton city, ut 104 vr3-28