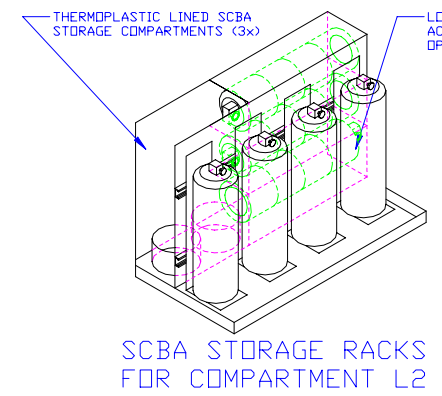
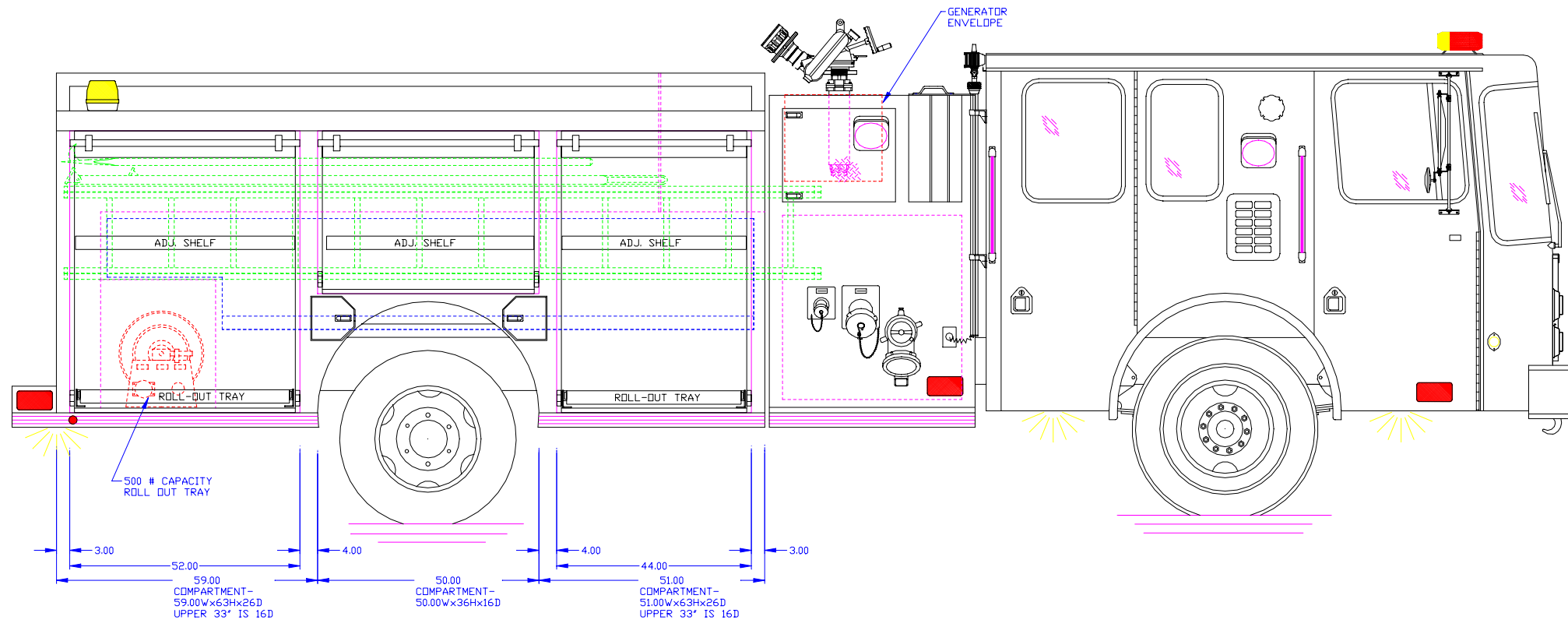
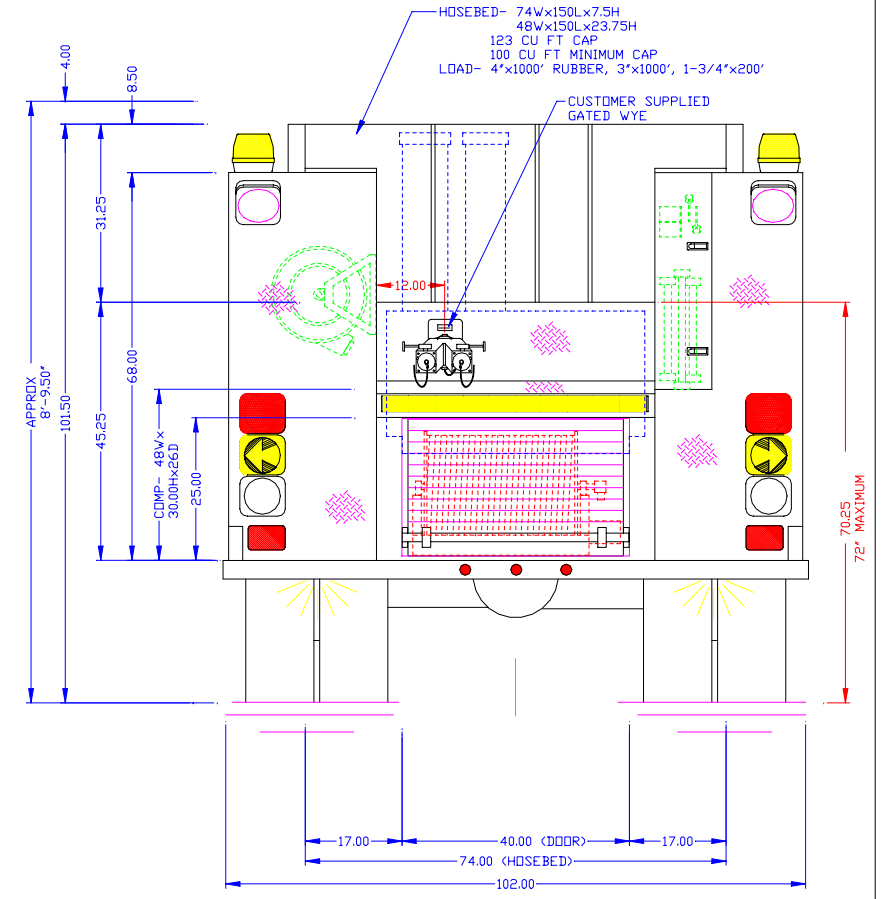
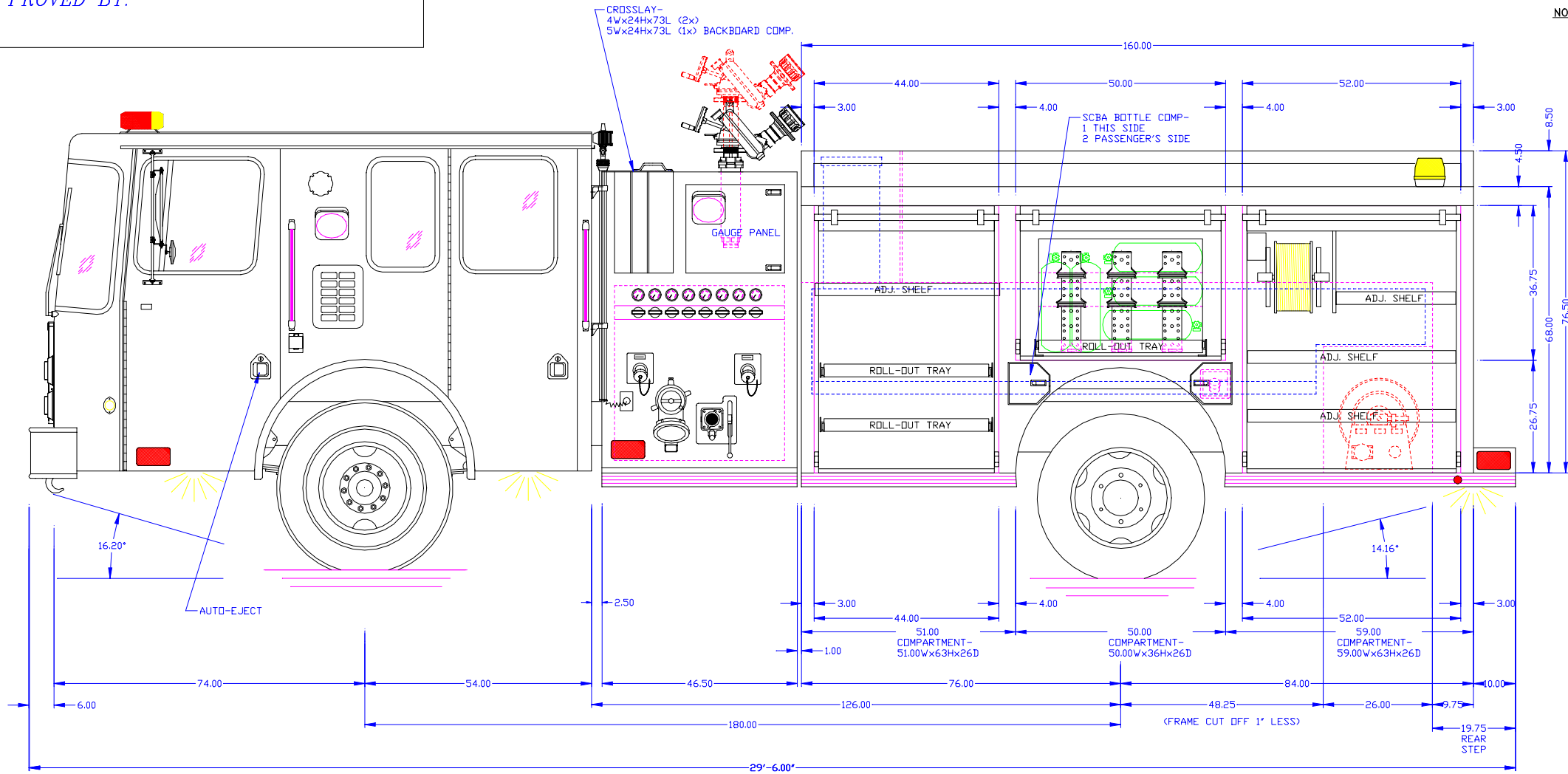


APPROVED BY:

NOTE: UNLOADED HEIGHTS MAY BE 4" ABOVE HEIGHTS SHOWN



- NOTE: TANK CAP- 500 GAL POLYPROPYLENE
- 20 GAL CAP FDM CELL IN MAIN TANK (1x)
 - PUMP CAP- 1250 GPM WATEROUS CXY
 - BOOSTER REEL- 1"x200' IN REAR COMPARTMENT
 - DIMENSIONS SHOWN ARE APPROXIMATE AND ARE SUBJECT TO MINOR DEVIATIONS DURING CONSTRUCTION
 - NOT ALL ITEMS IN SPECS ARE SHOWN ON THIS PRINT
 - COMPARTMENT INTERIORS SPATTER PAINT
 - SIDE PUMP PANELS STAINLESS STEEL
 - TELE LIGHT- 1500 WATT QUARTZ FOCUS- 1 PER SIDE ON BACK OF CAB
 - NFPA UPPER LIGHT PACKAGE- 16.04W1
 - NFPA LOWER LIGHT PACKAGE- 16.05W1
 - REAR INTERMEDIATE STEP TO BE BOLT ON
 - GENERATOR- HONDA EM5000SXKI ABOVE PUMP
 - ROLL UP DOOR EFFECTIVE OPENING- 3" NARROWER AND 5" SHORTER THAN ACTUAL OPENING IN BODY

NONE	MAXIMUM HEIGHT
NONE	MAXIMUM LENGTH
102"	BODY WIDTH

The **CENTRAL** Promise
Superior Quality, Competitive Pricing,
and Total Commitment to Customer Satisfaction

CENTRAL STATES FIRE APPARATUS, LLC

DFTM W/LM	DFTM W/LM	DFTM S/AD
DATE 05-05-00	REVISED 07-17-00	REVISED 10-06-00
DFTM W/LM	DFTM S/AD	DFTM S/AD
REVISED 10-31-00	REVISED 08-07-01	REVISED 09-11-01
DFTM S/AD	DFTM	DFTM
REVISED 10-18-05	REVISED	REVISED

PORTERVILLE, CA
PRODUCTION DRAWING

PROJECT: **USA**
DRAWING NUMBER: **porterpd**

