

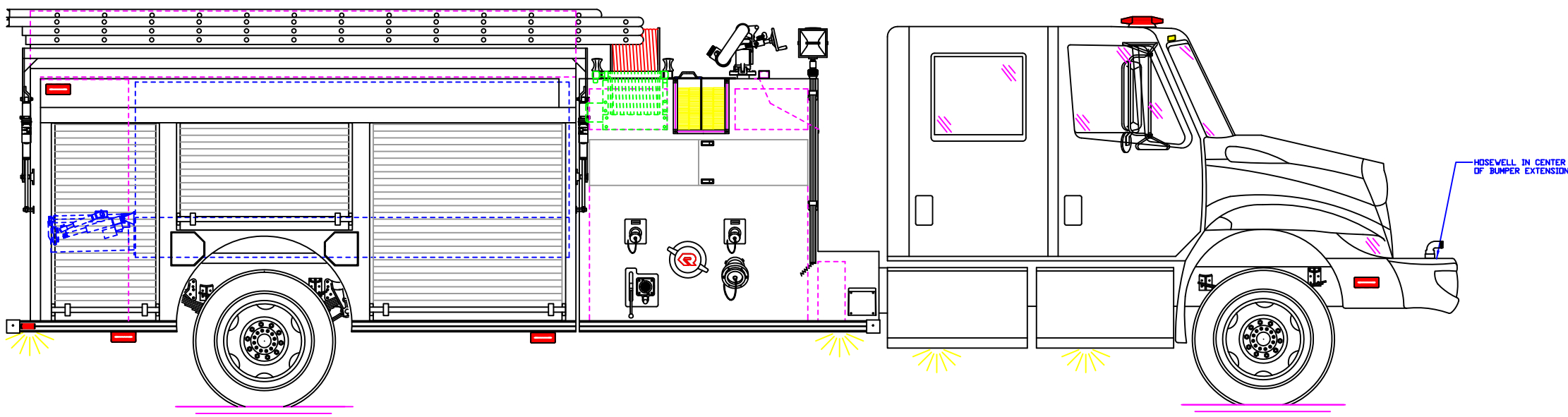
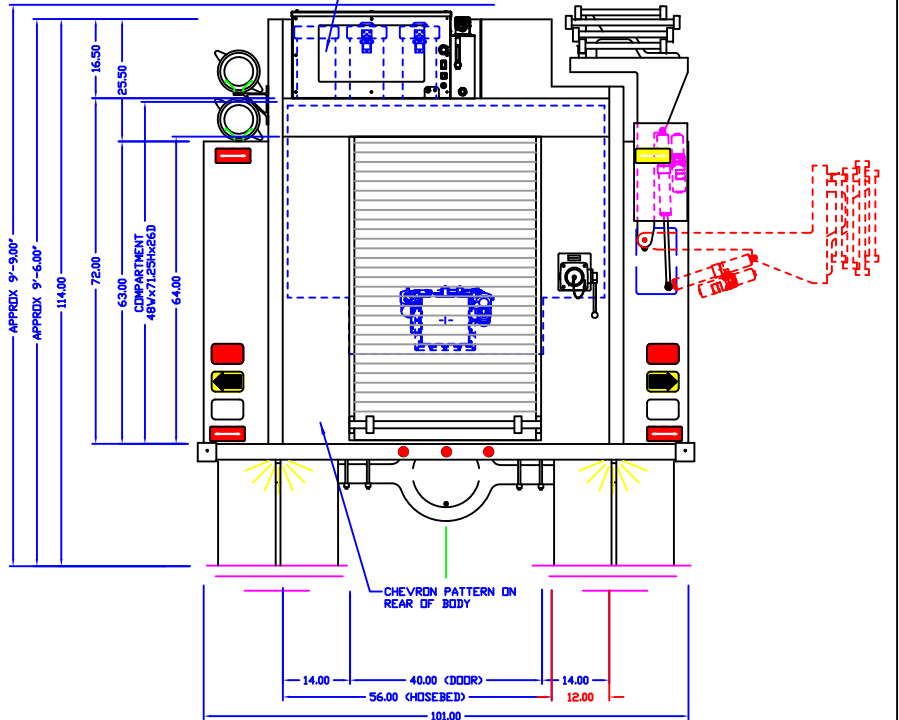
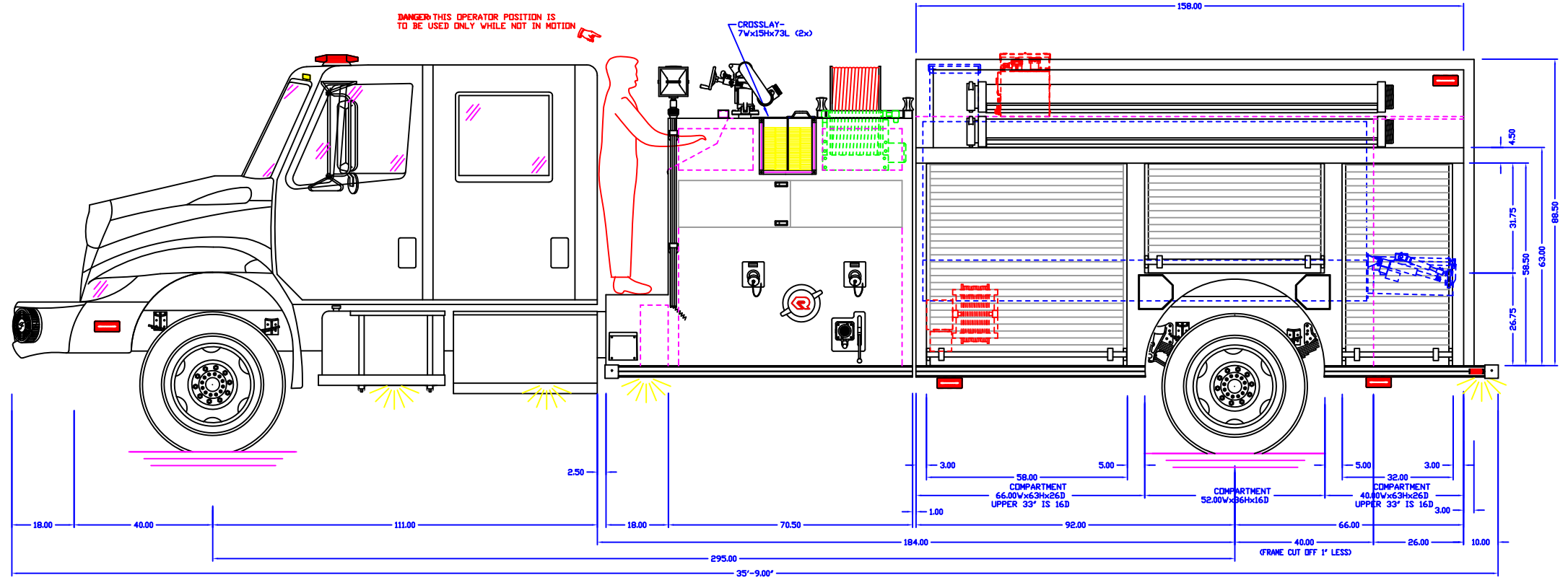
APPROVED BY:

DANGER THIS OPERATOR POSITION IS TO BE USED ONLY WHILE NOT IN MOTION

CROSSLAY- 7x15Hx73L (2x)

NOTE: UNLOADED HEIGHTS MAY BE 4" ABOVE HEIGHTS SHOWN

HOSEBED- 56Wx160Lx16.5H  
62 CU FT CAP  
35 CU FT MINIMUM CAP  
LOAD- UNKNOWN NFPA



NOTE: TANK CAP- 1500 GAL POLYPROPYLENE  
 30 GAL CAP FBAM CELL IN MAIN TANK (1x)  
 PUMP CAP- 1500 GPM HALE  
 DIMENSIONS SHOWN ARE APPROXIMATE AND ARE SUBJECT TO MINOR DEVIATIONS DURING CONSTRUCTION  
 NOT ALL ITEMS IN SPECS ARE SHOWN ON THIS PRINT  
 COMPARTMENT INTERIORS SPATTER PAINT  
 TOP & SIDE PUMP PANELS BRUSHED STAINLESS  
 NFPA UPPER LIGHT PACKAGE- CODE 3  
 NFPA LOWER LIGHT PACKAGE- CODE 3  
 ROLL UP DOOR EFFECTIVE OPENING- 3" NARROWER AND 3" SHORTER THAN ACTUAL OPENING IN BODY

NONE	MAXIMUM HEIGHT	WITH HALE INTO 05-20-09	WITH REVISION
36'	MAXIMUM LENGTH	CENTRAL	
101"	BODY WIDTH		

**rosenbauer**  
 UINTAH FIRE DIST, UT

0 12" 24" SCALE: REF. ONLY