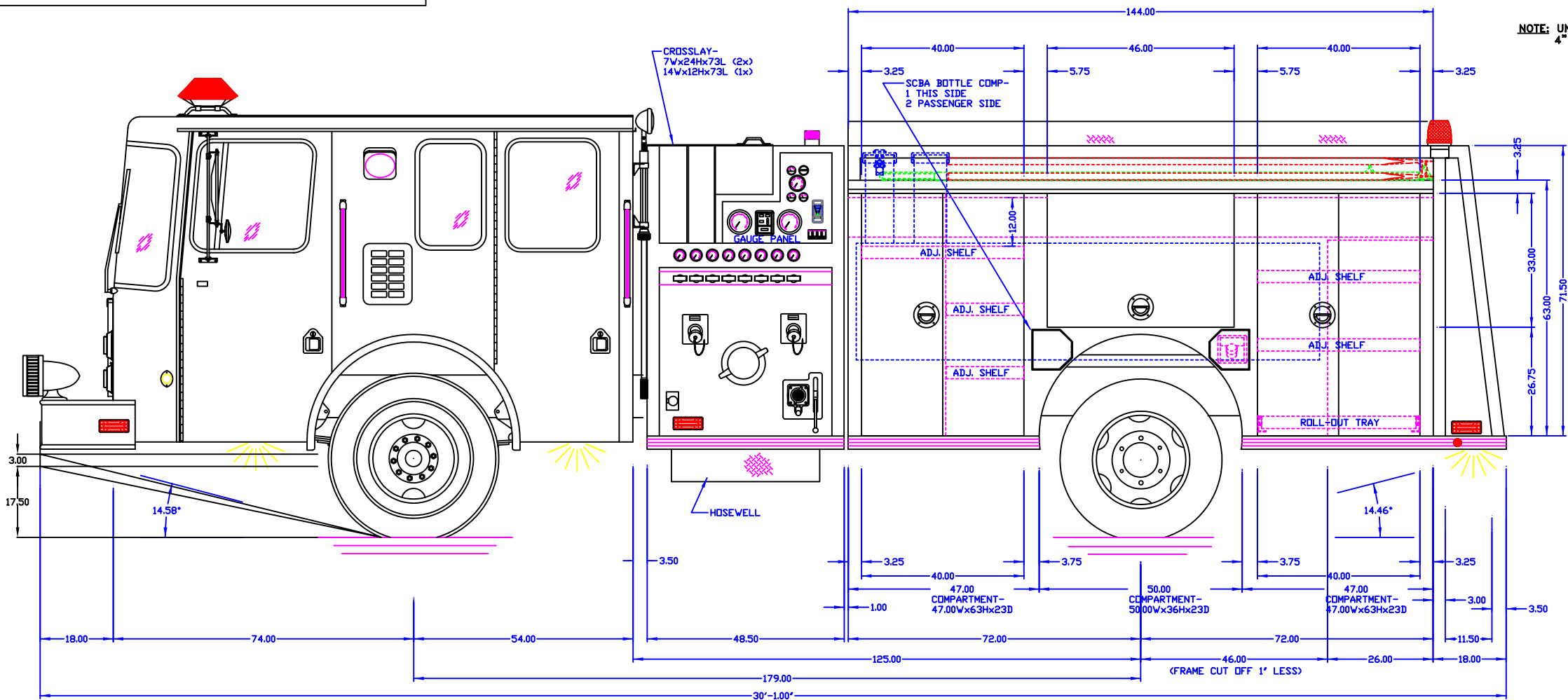
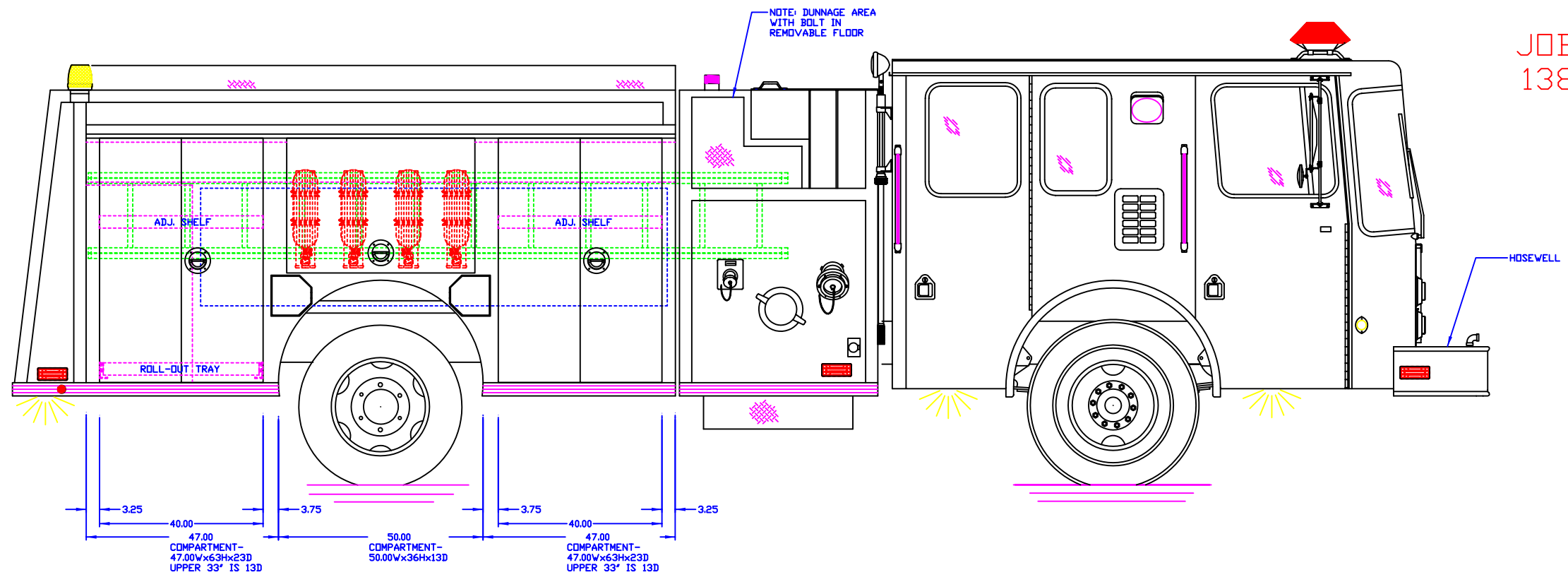
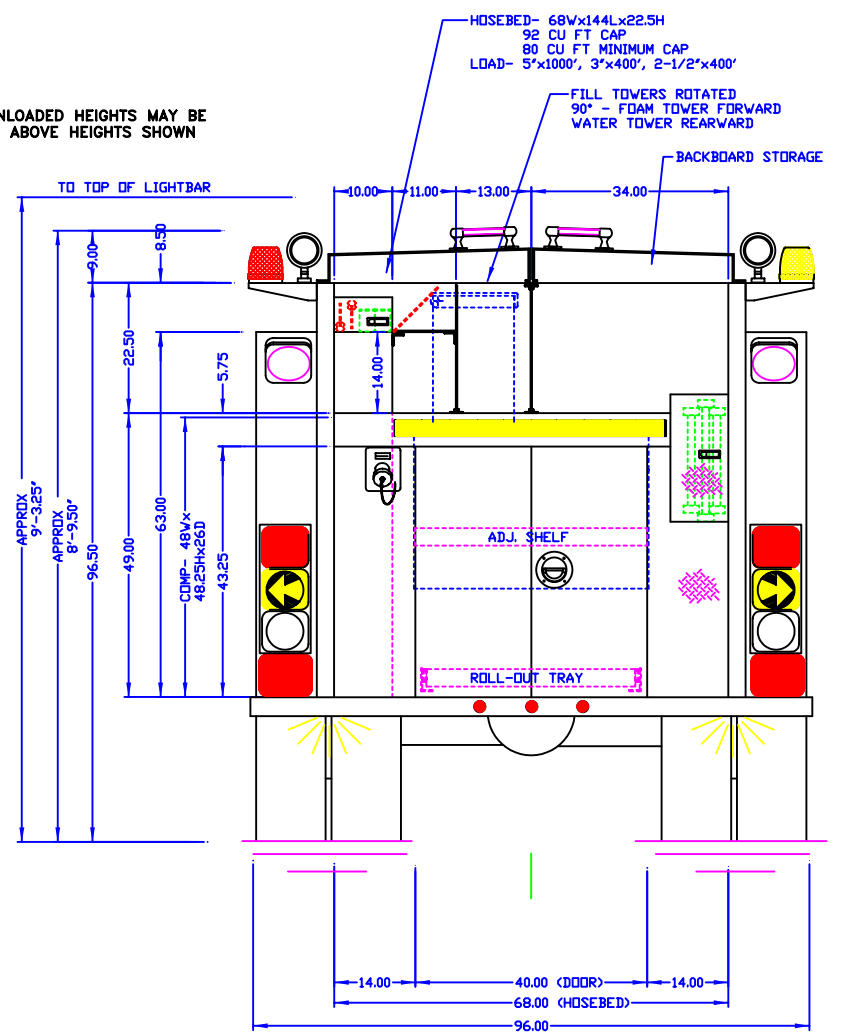


APPROVED BY:



NOTE: UNLOADED HEIGHTS MAY BE 4" ABOVE HEIGHTS SHOWN



JOB #'S 13862,  
13863 & 13971  
OK  
SAD  
12-08-06

NOTE: TANK CAP- 500 GAL POLYPROPYLENE  
20 GAL CAP FOAM CELL IN MAIN TANK (1x)  
PUMP CAP- 1500 GPM HALE Q TWO  
DIMENSIONS SHOWN ARE APPROXIMATE AND ARE SUBJECT TO MINOR DEVIATIONS DURING CONSTRUCTION  
NOT ALL ITEMS IN SPECS ARE SHOWN ON THIS PRINT  
COMPARTMENT INTERIORS SPATTER PAINT  
SIDE PUMP PANELS BRUSHED STAINLESS  
TELE LIGHT- 12V LT540DT- 1 PER SIDE ON BACK OF CAB  
NFPA UPPER LIGHT PACKAGE- 16.04C1  
NFPA LOWER LIGHT PACKAGE- 16.05C1  
NOTE: INNER DOOR SKINS TO BE SANDED SATIN FINISH  
NOTE: 16-1/2" BODY DROP

NONE	MAXIMUM HEIGHT
NONE	MAXIMUM LENGTH
96"	BODY WIDTH

The **CENTRAL** Promise  
Superior Quality, Competitive Pricing,  
and Total Commitment to Customer Satisfaction

**CENTRAL STATES FIRE APPARATUS, LLC**

DATE: 10-31-00	REVISED: 11-13-00	REVISED: 01-10-01
BY: SAD	BY: SAD	BY: SVZ
REVISED: 10-01-05	REVISED: 11-20-06	REVISED: 12/15/06

**WATSONVILLE, CA**  
**PRODUCTION DRAWING**

DRAWING NUMBER: **watsonpd**

