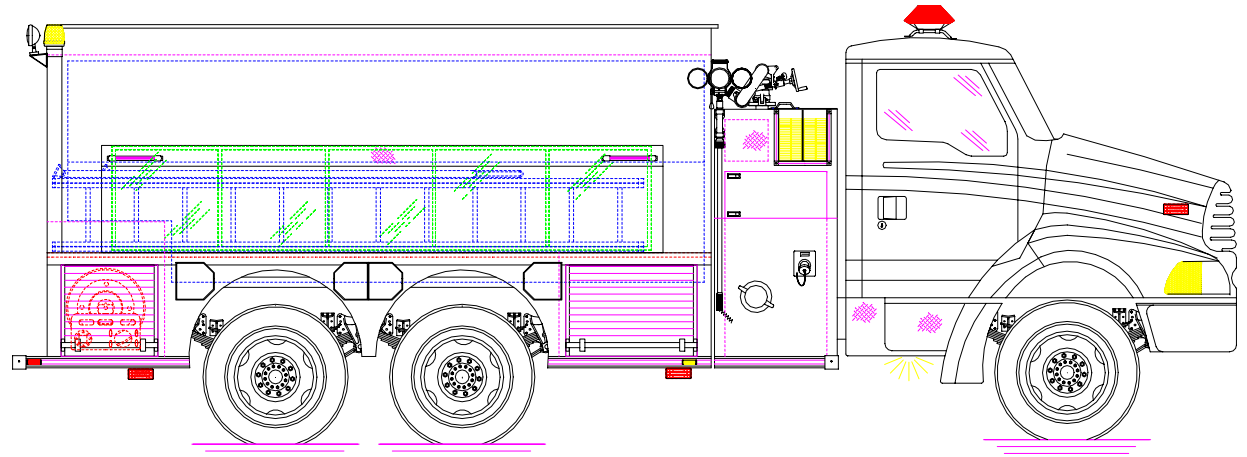
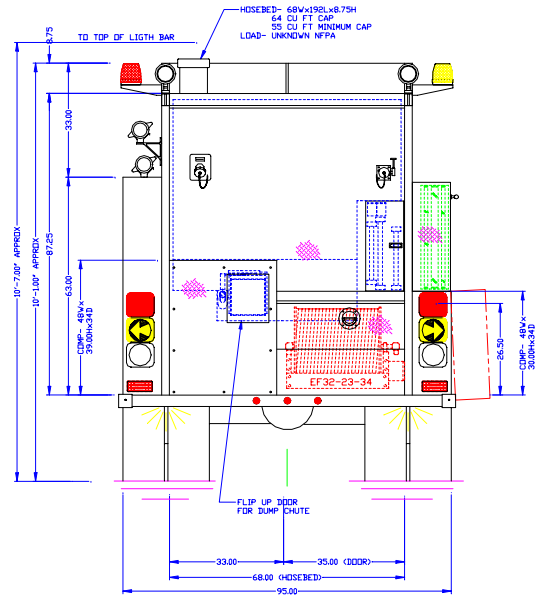
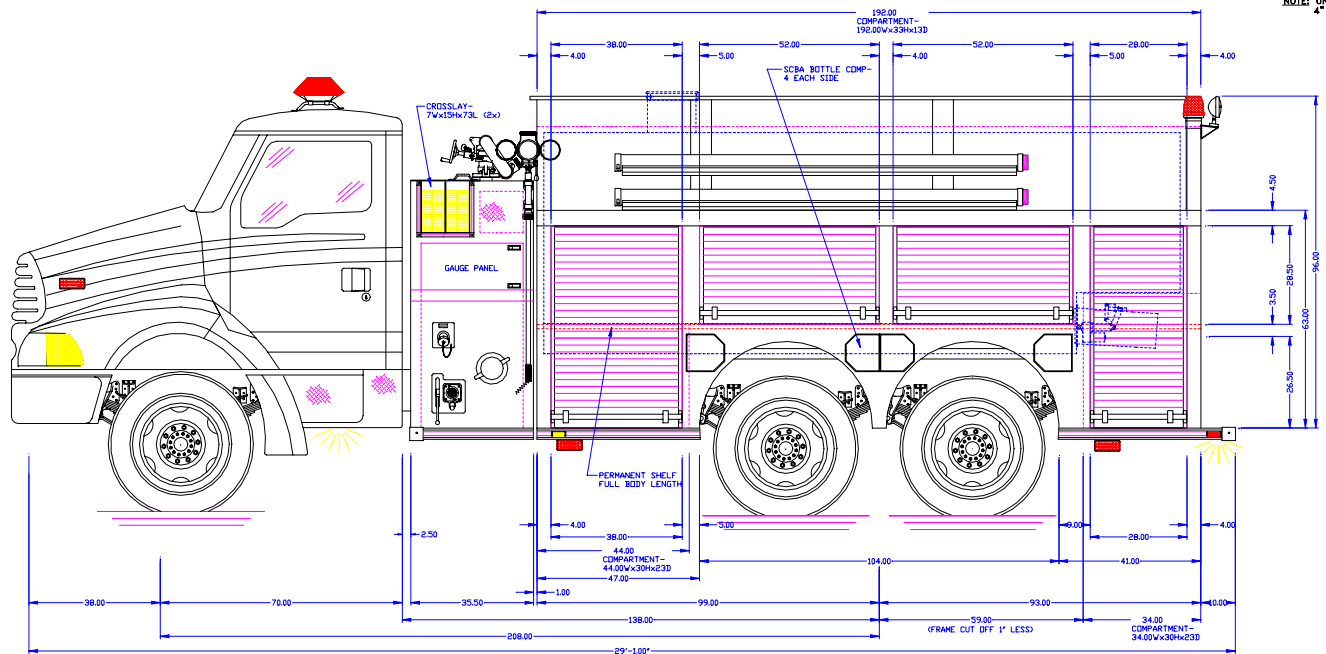


NOTE: UNLOADED HEIGHTS MAY BE 4" ABOVE HEIGHTS SHOWN



- NOTE: TANK CAP- 2500 GAL POLYPROPYLENE
- PUMP CAP- 500 GPM WATEROUS
- PORT A TANK- 3000 GALLON FULLY ENCLOSED CARRIER ON PASSENGER SIDE
- BOOSTER REEL- 1"x200' IN REAR COMPARTMENT
- DIMENSIONS SHOWN ARE APPROXIMATE AND ARE SUBJECT TO MINOR DEVIATIONS DURING CONSTRUCTION
- NOT ALL ITEMS IN SPECS ARE SHOWN ON THIS PRINT
- SPOT LIGHT- 2 ON REAR
- COMPARTMENT INTERIORS SPATTER PAINT
- SIDE PUMP PANELS BRUSHED STAINLESS
- TELE LIGHT- 12V TRIPPLE BEAM- 1 PER SIDE AT PUMP COMPARTMENT
- NFPA UPPER LIGHT PACKAGE- CODE 3
- NFPA LOWER LIGHT PACKAGE- CODE 3



NOTE: 19-1/2" BODY DROP
 NONE MAXIMUM HEIGHT
 NONE MAXIMUM LENGTH
 95" BODY WIDTH

The **Fireline** Promise
 Superior Quality, Competitive Pricing,
 and Total Commitment to Customer Satisfaction

FIRELINE
 BY
 CENTRAL STATES FIRE APPARATUS, LLC
 P.O. BOX 1000, RIVERVIEW, CA 94581
 (925) 885-2700 FAX (925) 885-2701
 WWW.CSFA.COM

RIO VISTA FD, CA
 (707) 448-1000
 riovista

0 12" 24"
 SCALE REF. ONLY